



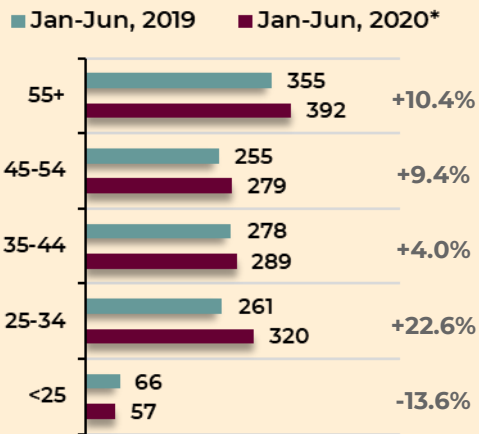
# Maryland

OPIOID OPERATIONAL  
COMMAND CENTER

## OOCC *SPOTLIGHT*

### Substance-Related Intoxication Fatality Demographics

#### Substance Use Fatalities by **AGE**



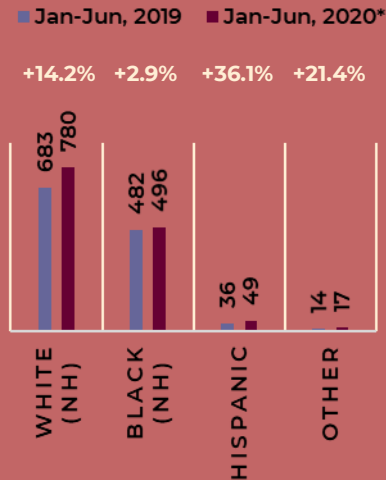
In the first six months of 2020:

- Substance use fatalities increased across all age groups, except among people under the age of 25.
- Substance use fatalities increased the most among people between the ages of 25 and 34.

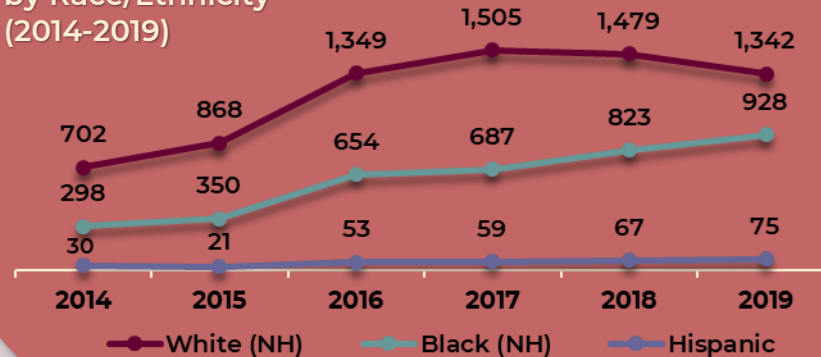
\*Data for 2020 are preliminary.

#### Substance Use Fatalities by **RACE & ETHNICITY**

- Substance use fatalities increased among all racial/ethnic groups in the first six months of 2020.
- From January to June 2020, 58.1% of substance use fatalities involved Whites, and 37.0% involved Blacks.
- From 2017 to 2019, substance use fatalities decrease by 10.8% among Whites and increased by 35.1% among Blacks.

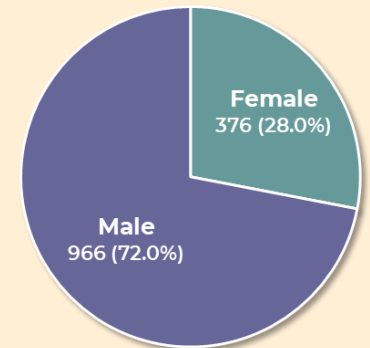


#### Substance Use Fatalities by Race/Ethnicity (2014-2019)



#### Substance Use Fatalities by **GENDER**

January-June, 2020\*



- Gender trends have remained consistent in the first half of 2020. In the same period of 2019, males made up 72.6% of substance use fatalities.

PREVENTION • TREATMENT • RECOVERY



Before it's too late.